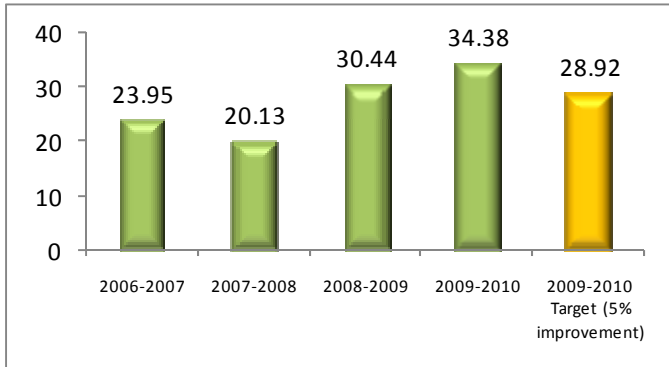


COMMUNITY FOOTPRINT REPORT

Part A: State of the Environment over time

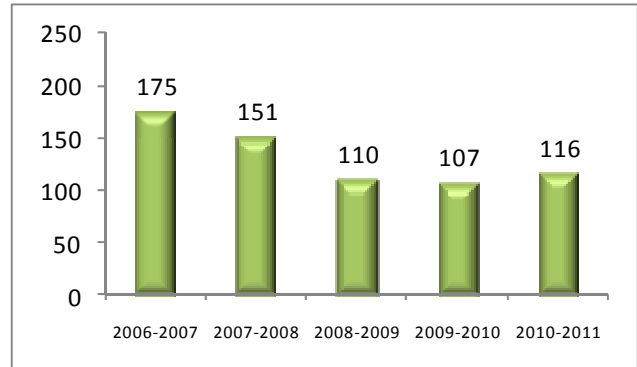
Air emissions per capita (kgs)

(from National Pollutant Inventory)



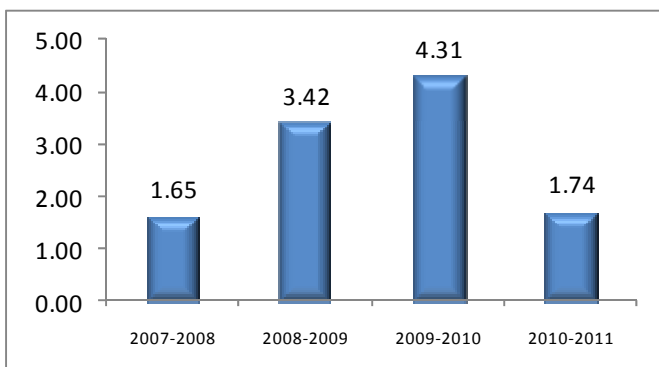
Air pollution complaints made to Council

(odour + air quality + smoke)



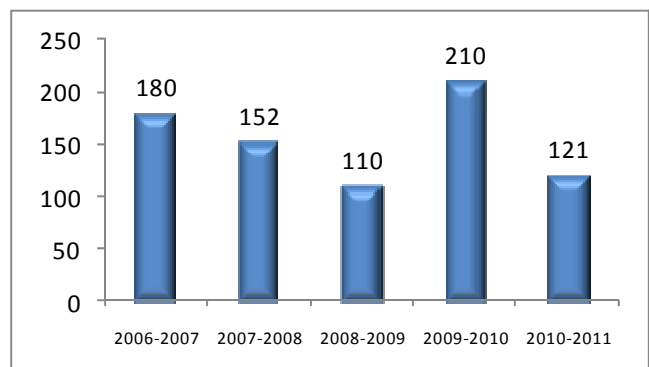
Part B: Council response

Length of cycleway & footpaths constructed (kms)



Council regulatory responses to air quality concerns

(All complaints actioned + notices + orders + fines)



Part C: Performance summary (from primary indicator)

Trend over time



Recent increase in emissions per capita

Performance against target

(5% improvement from previous year)



Performance against other local government areas

Better than national average

Part D: Comments

The reliance on wood as a heating source and cars for transport needs to be reduced in order to maintain good air quality and human health. Particularly as the population grows the lack of public transport will become more of a concern. Alternative means of transport need to be considered.

