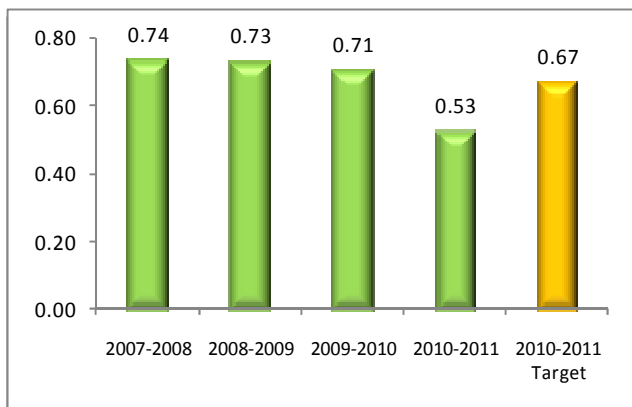
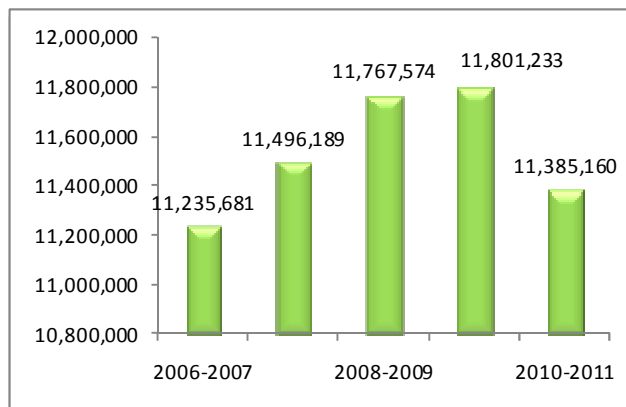


Part A: State of the Environment over time

Total Council fleet fuel consumption per resident (GJ)



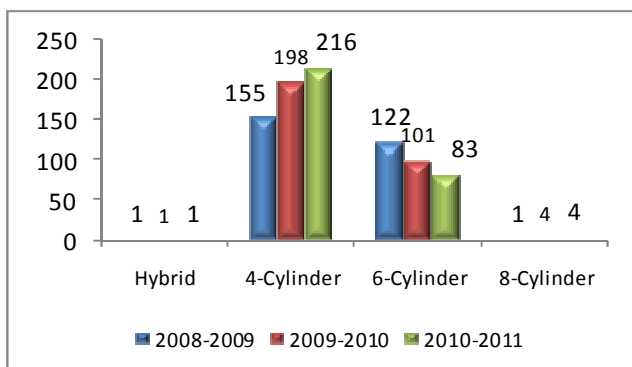
Vehicle kilometres travelled by Council fleet



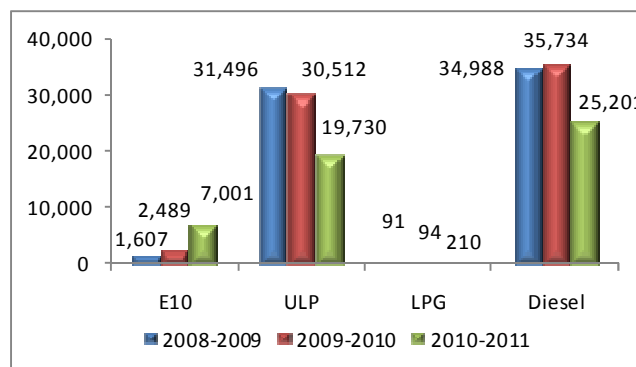
Part B: Council response

Number of Council fleet passenger vehicles

(as at 30 June 2011)



Fuel consumption of Council's entire fleet by fuel type (GJ)



Part C: Performance Summary (from primary indicator)

Trend over time



Improvement—Significant decrease in consumption per capita

Performance against target

(5% improvement from previous year)



Performance against other local government areas

No comparison data available

Part D: Comments

Council has investigated alternatives to the standard option of a 6 cylinder vehicle for fleet purposes and encouraged the use of ESD vehicles by reducing lease costs. The use of E10 or ethanol blended fuel is encouraged to reduce reliance on hydrocarbons as the primary fuel source.

