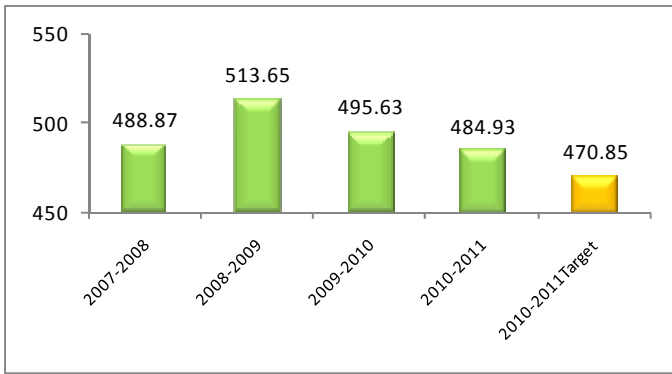
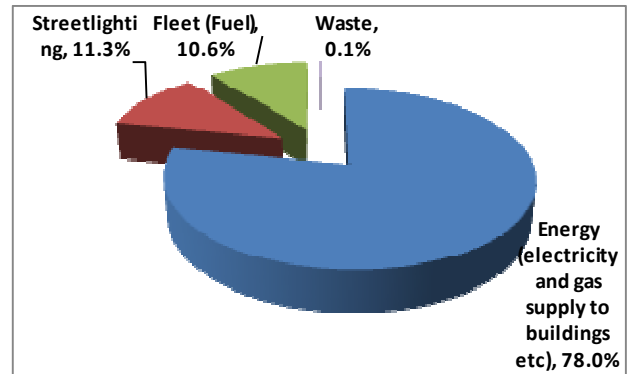


Part A: State of the Environment over time

Annual Council greenhouse gas emissions per resident (kgs)

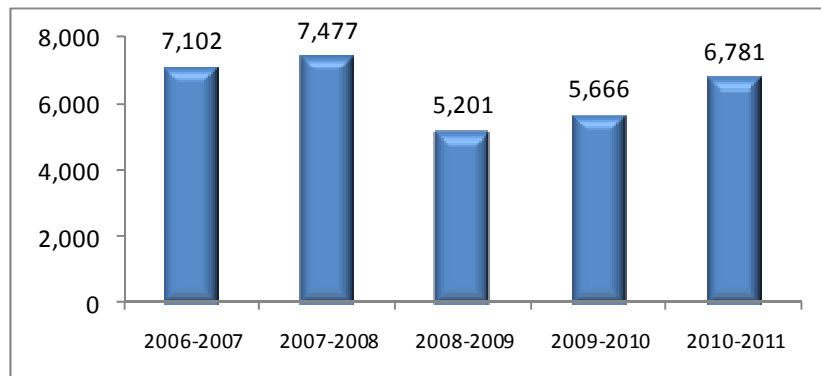


Greenhouse gas emissions by source



Part B: Council response

Renewable energy generated by Council (mWh)



Part C: Performance Summary (from primary indicator)

Trend over time



Improvement—Ongoing decrease in consumption per capita

Performance against target

(5% improvement from previous year)



Performance against other local government areas

On par with national average

Part D: Comments

Council is implementing and Energy Savings Action Plan as a practical measure to reduce corporate energy consumption and as a consequence reduce greenhouse gas emissions. During 2010/11 Council has upgraded its ability to record renewable energy across all assets therefore improving this data collection.

