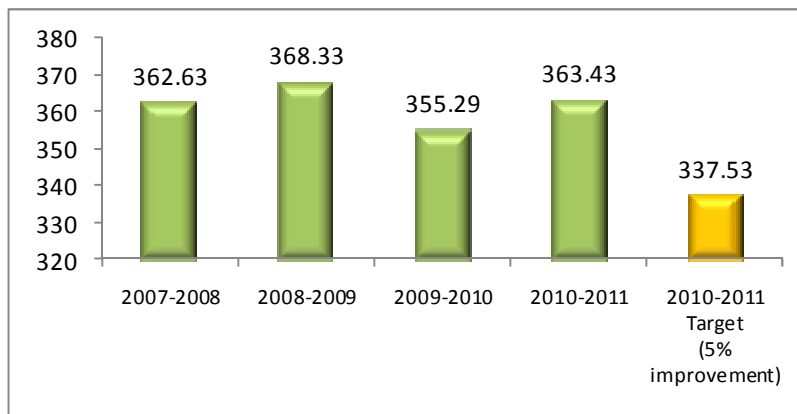


## COMMUNITY FOOTPRINT REPORT

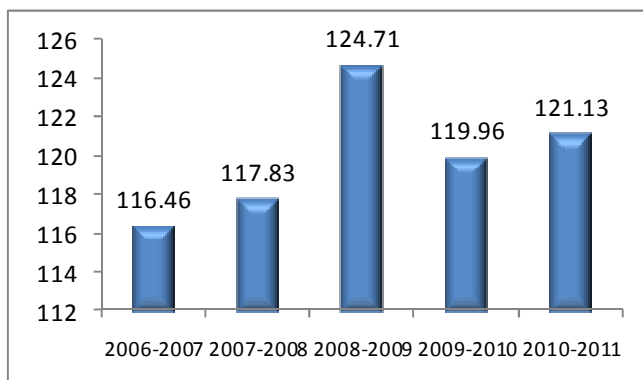
### Part A: State of the Environment over time

**Waste collected at kerbside (kg/capita)**

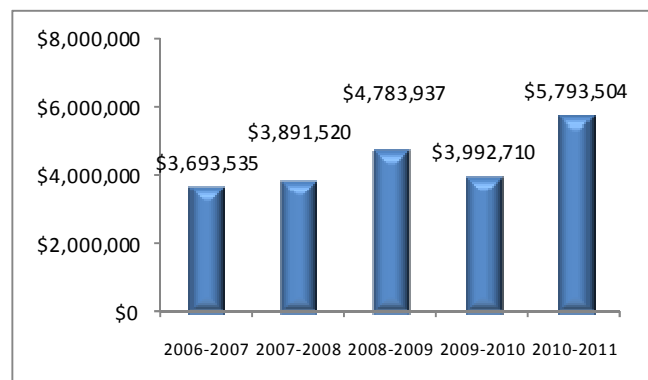


### Part B: Council response

Recycled materials collected at kerbside (kg/capita)



Council funds invested into resource recovery



### Part C: Performance Summary (from primary indicator)

Trend over time



Slight increase in waste per capita

Performance against target  
(5% improvement from previous year)



Performance against other local government areas

**Better than national average**

### Part D: Comments

Kerbside waste and recyclables collected per capita increased slightly over 2010/11. Further waste reduction initiatives have been developed such as composting and worm farming workshops, proving to be very popular. These involve training residents to become more sustainable by reducing waste that may otherwise be directed to landfill.

