

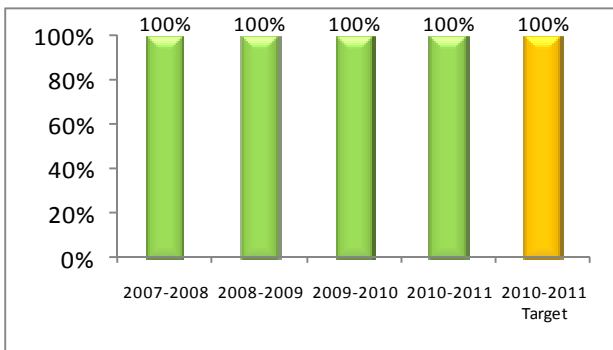
# Water Quality



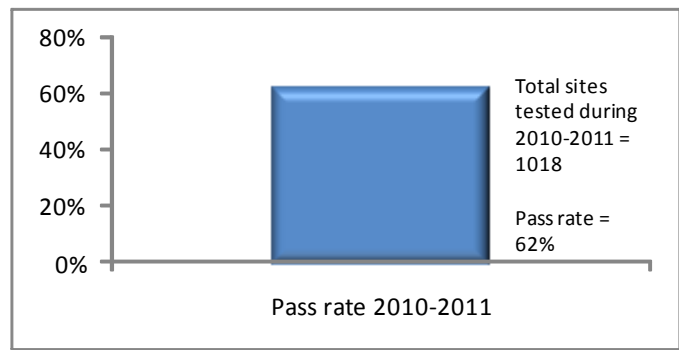
## COMMUNITY FOOTPRINT REPORT

### Part A: State of the Environment over time

#### Shoalhaven Beachwatch sites that meet Water Quality Guidelines

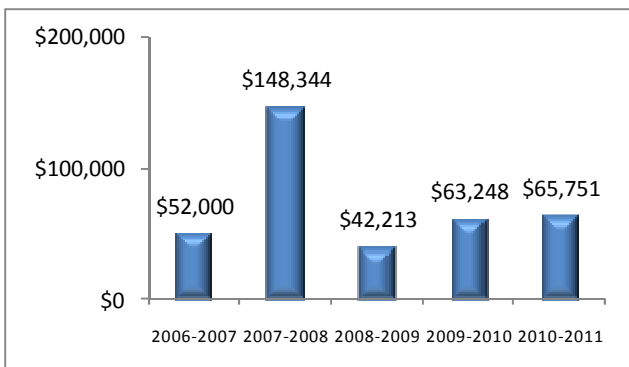


#### Water samples that meet water quality guidelines

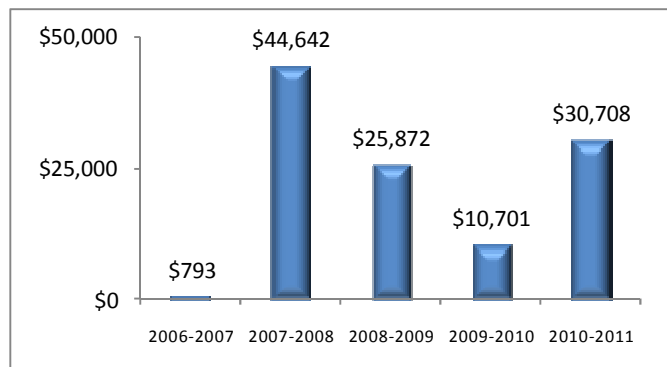


### Part B: Council response

#### Council funds invested into surface water quality monitoring and education



#### Council funds (including grants) expended on aquatic weed control



### Part C: Performance summary (from primary indicator)

Trend over time



Performance against target  
(All beaches meet guidelines)



Performance against other local government areas

**Better than national average**

### Part D: Comments

Due to above average rainfall the water quality was found to be not as good as previous years. This has meant increased expenditure in areas such as the control of aquatic weeds highlighting the impact of runoff on local waterways.

